



# Class contact's sheet

Class: \_\_\_\_\_


School: \_\_\_\_\_


## HOW TO TALLY YOUR CUBES

1- Each week, class contacts must write down the activities performed by their group during school hours the blue grid. They must then add up the Cubes collected by their class **at school** and enter it in the **blue cube** at the bottom of the grid. 2- Using student logbooks, class contacts must also tally the Cubes collected **at home**. This total must then be entered into the **green cube** under each grid. 3- At the end of each week, the Class contact's calendar must be handed to the school challenge leader so they can enter the school's results on *Planète Cube*.

### Week 1 MAY 1 TO 7, 2023


Date	Activity	Number of 15-min. sessions	Number of participants	Number of Energy Cubes
			x	=
				+
			x	=
				+
			x	=
				+
			x	=
				+
			x	=
				+
			x	=
				+


Total number of Cubes entered in the logbooks (at home): 

Total number of Cubes collected by the class (at school): 

### Week 2 MAY 8 TO 14, 2023

Date	Activity	Number of 15-min. sessions	Number of participants	Number of Energy Cubes
			x	=
				+
			x	=
				+
			x	=
				+
			x	=
				+
			x	=
				+
			x	=
				+

Total number of Cubes entered in the logbooks (at home): 

Total number of Cubes collected by the class (at school): 

**Week 3** MAY 15 TO 22, 2023

Date	Activity	Number of 15-min. sessions	Number of participants	Number of Energy Cubes
			x	=
			x	=
			x	=
			x	=
			x	=
			x	=
			x	=
			x	=
			x	=
			x	=

**Total number of Cubes entered in the logbooks (at home):**



**Total number of Cubes collected by the class (at school):**



**Energy Cube grand total for the class**

Thank you for your precious cooperation and for taking the time to promote healthy life habits among your students.

*P. Lavi*

**To tally the Cubes collected at home using the student logbooks**

<b>STUDENT'S NAME</b>	<b>WEEK 1 May 1 to 7, 2023</b>	<b>WEEK 2 May 8 to 14, 2023</b>	<b>WEEK 3 May 15 to 22, 2023</b>	<b>TOTAL FOR EACH STUDENT</b>
1.				
2.				
3.				
4.				
5.				
6.				
7.				
8.				
9.				
10.				
11.				
12.				
13.				
14.				
15.				
16.				
17.				
18.				
19.				
20.				
21.				
22.				
23.				
24.				
25.				
26.				
27.				
28.				
29.				
30.				
<b>TOTAL</b>				<b>GRAND TOTAL</b>